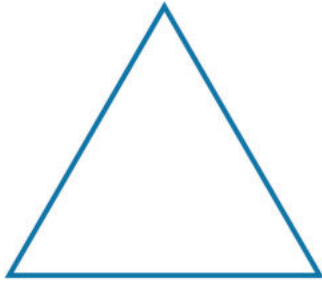


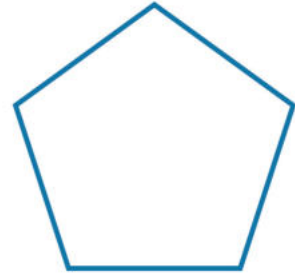
Divide shapes into equal parts

Grade 1 Math Worksheet


Divide each shape into the number of equal parts shown.
Remember, all parts must be identical.




halves (2 parts)




fifths (5 parts)




quarters (4 parts)



halves (2 parts)




eighths (8 parts)



halves (2 parts)



thirds (3 parts)



quarters (4 parts)